

Comfortina 42



Comfortina UK

www.comfortina.co.uk

Where dreams become reality

E. enquiries@comfortina.co.uk

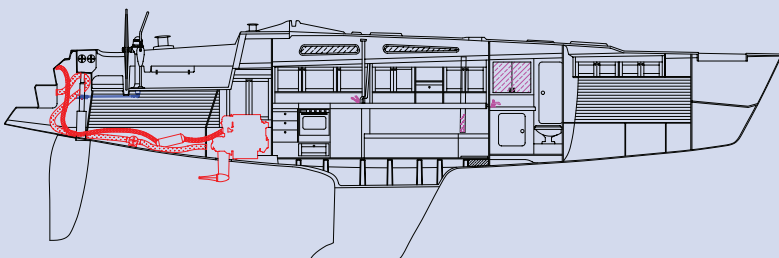
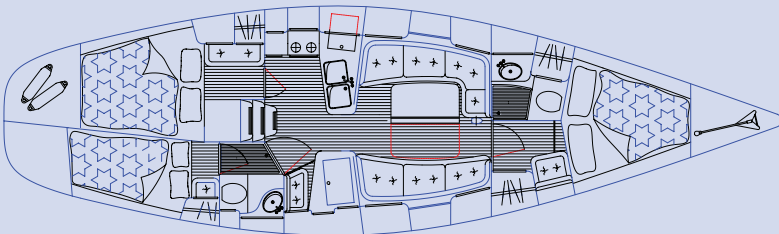
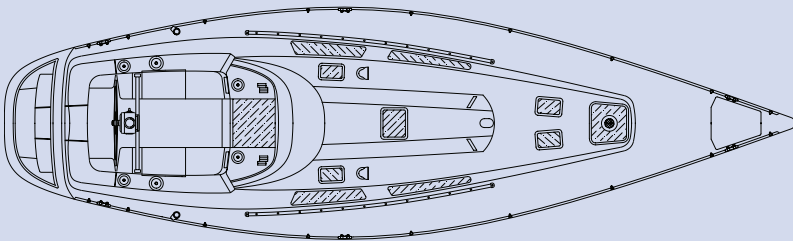
Comfortina 42 Dimensions

Length overall	12.86 m
LWL	11.50 m
Beam	3.85 m
Draft	2.10 m
Displacement	9.20 tons
Keel	3.10 tons Lead
Engine	Volvo Penta D2-55 55 HP

I =	15.60 m
J =	4.70 m
P =	15.00 m
E =	5.00 m

Mainsail	44.00 sqm
Genoa #1	58.00 sqm
Genoa # 3	51.00 sqm
IMS Spinnaker	118.00 sqm

Fuel Tank with gauge	150 litres
Freshwater with gauge	2 x 200 litres
Holding tank	2 x 70 litres



CE Certification

Comfortina's are built to Recreational Craft Directive 94/25/EC

The Comfortina 42 is certified to category A Ocean by VTT

HULL & DECK

Construction

- Hand laid GRP hull with divynycell sandwich padding along the waterline. Strong frame flooring (stringers) and longitudinal structure of full laminate in the floor area.
- An NGA (UV protected) gel coat guarantees a high degree of resistance to fading and imperviousness. No cases of osmosis has been recorded by Comfortina in over 25 years of yacht building.
- Structural bulkheads and all interior joinery are of teak veneered marine plywood all from one tree giving a uniformed grain.
- Standard colour is white any other colours are available as an option.
- All non visible surfaces are top coated or varnished for extra protection, including bilges and stowage areas.

KEEL

- The 3.1 ton keel is forged from antimony reinforced lead attached with 10 V4A M20 stainless steel bolts.

RUDDER

- The rudder is of GRP with a 85 mm diameter rudder shaft with self aligning roller bearings.

STEERING

- Jefa steering pedestal with single lever shift
- 140 cm leather covered wheel

- Jefa rack and pinion steering
- Emergency tiller

DECK & DECK EQUIPMENT

- 2 Andersen 40 ST main sheet winches
 - 2 Andersen 46 ST Genoa winches
 - 2 Andersen 40 halyard winches (ST optional)
 - 4 Andersen winch handles
 - All halyards to cockpit via 10 clutches
 - 10 Rutgeron blocks at base of mast
 - Genoa sheet track with cockpit adjustable cars
-
- Stainless steel chain plates
 - 3 deck fittings 2 freshwater 1 waste
 - Fuel filler on transom to avoid spillage on deck
 - Large spray hood having moulded stowage and cover
 - Integral instrument area with 12V socket
-
- S/S V4A pulpit and pushpit
 - Anodised aluminium toe rail with adequate drains
 - 6 S/S mooring cleats
 - Teak handrails to coachroof
 - Swimming ladder to transom
 - 10 S/S V4A stanchions with double lifelines
-
- Deck is of GRP sandwich construction with divynycell for strength and insulation, anti slip on walking areas. Teak decks are an option
 - 4 Lewmar deck hatches, Lewmar skylights in saloon all have mosquito screens, 2 deck ventilators, 4 top hung windows for ventilation, anchor locker, furler if required is below deck, bow roller and fitting for S/S M anchor are of V4A S/S

COCKPIT

- A large comfortable self draining cockpit with a high coaming, the winches are within reach of the helmsman for short handed sailing.

The helm seat is rounded with lockers either side giving ample stowage and accommodating the gas bottle with drain and ventilation. The port locker is useful for stowage of sheets, guys and lines. The starboard locker gives access to the aft double cabin that can be utilized as a berth, storage or workshop.

- The Harken main sheet traveller is the width of the cockpit, the cockpit table (if optioned) is fitted forward of this. The large cockpit is secure at sea, yet spacious for entertaining

INTERIOR

- Teak interior joinery, vast amount of storage, teak and holly floorboards, concealed strip lighting, bulkhead lights, dimming ceiling lights, choice of furnishings and curtains
- Owners cabin in bow with double berth, storage beneath, hanging wardrobe eye level range of cupboards, Lewmar fore hatch, reading and globe light

HEADS

- Moulded sink with mixer tap/shower, wet locker, eye level locker with mirror, anti algae cartridge built into Jabsco seawater flush WC, shower tray with teak grating, Lewmar opening port
- Forward head has double folding acrylic door for separate shower cubicle

SALOON

- Teak double leaf table with centre storage, access to deep bilge, water tanks under settee berths together with storage, eye level lockers and book shelves, Lewmar hatch and 2 ventilators

NAVIGATION CENTRE

- Forward facing full size chart table with storage under, side storage for rolled charts storage beneath navigators seat, control panel,

ammeter, voltmeter, 12V socket, fuel and water read outs, ample space for VHF, plotter and repeaters

GALLEY

- Corian work surfaces, double stainless steel sink with mixer tap, large top opening cool box, two burner gimbaled cooker with oven and crash bar, drawers for cutlery etc.with chopping board over, deep vegetable storage, cupboards with plate, glass and cup stowage, waste disposal under sinks, Corian covers for cooker and sinks

AFT CABINS

- Port cabin can sleep 3, fuel tank under, hanging wardrobe and shelves, 2 Lewmar opening ports, reading lights and globe light
- Starboard cabin can be accessed from the cockpit or through the heads, double berth with water heater and storage under, hanging wardrobe and shelves, reading lights and globe light

ENGINE AND MECHANICAL

- Volvo Penta D2-55 55 HP 4 cylinder freshwater cooled diesel with sail drive and 3 bladed folding propeller, fully sound insulated with front access, fireport and fire extinguisher, engine control panel at helm position, single throttle and gear control

PLUMBING AND TANKS

- 2 200 litre V2A S/S water tanks with manhole covers and baffles, pressurised H & C system to all taps and shower with electric gauges and switch over valve, all tanks vented, manual bilge pump in cockpit, electric bilge pump on control panel, bronze sea cocks

ELECTRICS

- 12V DC wiring, with 120 amp alternator, split charging to 3 12V 100Ah domestic batteries, 1 12V

80 Ah dedicated starter battery, control panel has 35 auto fuses, circuit breakers, voltmeter, ammeter, various reserve cables for retrospective installations, all lights and electrics in line with DHI regulations, port, starboard, stern and steaming lights, illuminated Silva compass

RIG AND SAILS

- Selden 9/10 3 spreader performance rig keel stepped, Selden boom with single line reefing for 3 reefs. 1 main halyard, 2 genoa halyards, preventers fitted for the competitive sailor, Hasselfors back stay tensioner, windex, Rodkick vang, shrouds and stays of rust free steel cable, North mainsail, # 3 North genoa, mainsail cover

GENERAL

- Fire extinguishers to fore cabin, saloon and engine, propane gas cylinder in ventilated cockpit locker with electric solenoid cut off. Spare gas bottle, 4 mooring lines, 6 Comfortina fenders, large spray hood, 1 gel coat repair kit, CE certificate, emergency tiller, 10 sail ties, boat handbook and operating instructions

OPTIONAL

- Selden furler
- Spinnaker equipment
- Carbon pole
- Gennaker equipment
- Extra spinnaker halyard
- Spectra halyards
- Teak side decks
- Teak to cockpit
- Teak to bathing platform
- Teak cockpit table
- Electric windlass
- H & C shower to bathing platform
- Side gates
- Wind instruments
- Log and depth
- Plotter, radar and VHF
- Masthead tricolour and anchor light
- Shore power and charger
- Hot air central heating
- Refrigeration unit for cool box
- Air conditioning
- Gas strut vang
- Lazy jacks
- Selden luff cars
- Fully battened main
- # 1 Genoa
- #2 Genoa
- #4 Genoa
- Storm jib

- Spinnaker
 - Bimini
 - Cockpit tent
 - Microwave
 - CD radio with 2 saloon and cockpit speakers
 - Awlgrip to mast and boom
 - Bow thruster
 - Foredeck light
 - Burglar alarm
 - Coloured hull
 - Racing sails by North
-

All enquiries to:

**Comfortina UK
Saltmakers House
Hamble Point Marina
Southampton
SO31 4BL**

**T. 02380 456170
E. enquiries@comfortina.co.uk
W. www.comfortina.co.uk**